

MICRO CASE STUDIES

Strategies for Students to
Cope With Long Videos

”

I am taking **7 courses** this semester. Most of our instructors generally upload **very long lesson videos** on the LMS. It is very difficult to watch and learn from these videos.

When I have to study on a topic, I have to watch the whole video every time, because I can miss out when the instructor is talking about an important topic or giving a clue. Therefore, **I waste a lot of time** to find the essential topic that I want to learn or revise. This situation is quite tiring in the finals week for me.

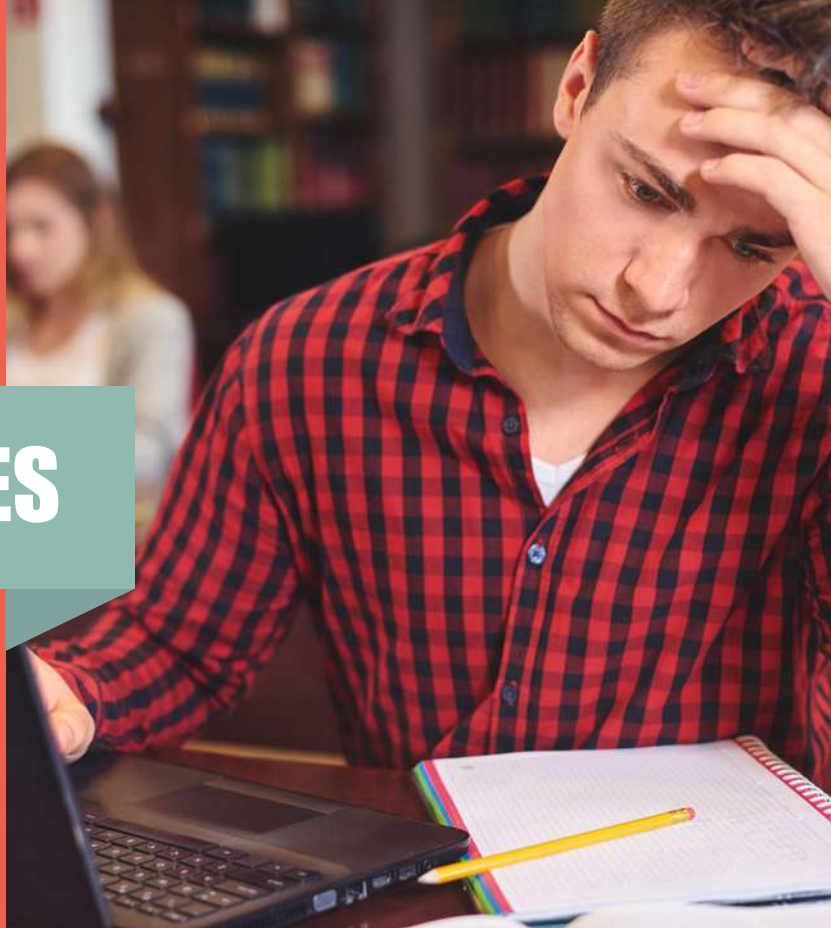
What can I do about it?

Approach to the Solve the Problem


The instructional design consultant asked the student to show some random examples of the long videos he was telling about and then the consultant identified the problem and verified.

The consultant decided that the quickest and most practical solution in the short term was to offer the student the **useful features of Panopto (video library)** that can be used by learners. She identified **three features** that would solve the student's problem, and then conducted a small analysis to see whether the student was aware of these features.

When the consultant realized that the student did not know about these features, she asked the technical support specialist to prepare a **guide for each of these three features**. The guides have been prepared by making all necessary tests and shared [on the OLTE website](#).



Solution Suggestions




You can save time and study more effectively and efficiently by using **the Search, Notes and Bookmarks features of Panopto**, which is used as a video library in our university.

- **Search feature:** Panopto allows you to search **within the presentations, pictures, texts and speeches in the video**. You can find out if this word is included in the video by searching for a keyword in a video on Panopto. If the word you are looking for is mentioned in the video, **it will automatically direct you to the corresponding minute**.



- **Notes feature:** While watching a video on Panopto, you can **take notes** and then you can **easily access these notes**. Also, you can search for your notes on Panopto and download these notes to your computer. The notes you take can only be viewed by you.



- **Bookmarks feature:** Bookmarks allow users to create a **quick access list of videos**, so they can easily get back to video sections that they may need to reference again. In Panopto, you can bookmark relevant minutes to create a list of the parts of a video that you want to refer back to later, and search for bookmarks you have added in all videos you have access to.



Feedback

A mini-questionnaire was applied to find out whether our working students ($N=8$) are aware of the **Search, Notes and Bookmarks features of Panopto** and to get their ideas and opinions on its use. 4 of our students stated that they did not know how to add bookmark a video in Panopto, 3 of them did not know how to add notes, and all of them indicated that they did not know how to search for keywords. Based on the feedback we received from our working students, efforts were initiated to announce the related features to all our students and to expand their use.

”

“The bookmark feature of the Panopto is very useful for me. I often use this feature to go back and watch the points that the instructor emphasized during the lesson or the points that I need to revise.”

”

“All the three features of Panopto are useful. I especially loved the bookmark feature. Thus, instead of scanning the videos one by one, we can see all the important points together. Search feature is also a very nice one, I will recommend it to my friends.”

”

“I didn't know it was possible to search for keywords in Panopto. I will definitely use this feature from now on. Sometimes we have to watch all the videos quickly to understand which topics are included in which video. I can search for certain words with this feature.”

”

“I didn't know about the keyword search feature of Panopto. If I had known about this feature, it would have been very useful and practical. I don't think other students know about these features, except for the adding notes feature. Therefore, I think it is significant to spread this among the students.”

”

“I think these features of Panopto are very useful in terms of studying efficiently and minimizing waste of time.”

”

“Especially, the bookmark and note features can be very functional. Saving time during our exam weeks is very important to all of us.”